


Miniature Cermet Trimmers



The T7 trimmer is only 7 mm (0.275") in diameter and fits almost anywhere.

A dust sealed plastic case protecting a quality cermet track guarantees high performance and proven reliability. Adjustments are made easier by the clear scale readings. T7 is ideally suited to all industrial applications.

FEATURES

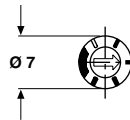
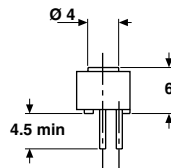
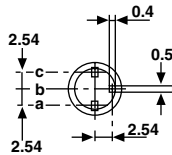
- Industrial grade
- 0.5 Watt at 85 °C
- Test according to CECC 41100
- Low temperature coefficient (100 ppm/K typical)
- Wide resistance range (10 Ω to 2.2 MΩ)
- Easy to read scale



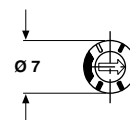
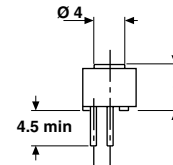
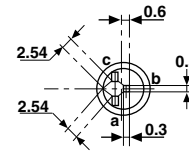
RoHS
COMPLIANT

DIMENSIONS in millimeters

T7 YA

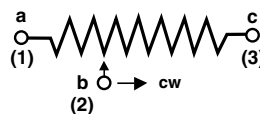


T7 YB



Tolerances unless otherwise specified ± 0.5 mm

CIRCUIT DIAGRAM



ELECTRICAL SPECIFICATIONS		
Resistive Element		Cermet
Electrical Travel		270° ± 15°
Resistance Range		10 Ω to 2.2 MΩ
Standard Series E3		1 - 2.2 - 4.7 and on request 1 - 2 - 5
Tolerance Standard	Standard	± 20 %
	On Request	± 10 %
Power Rating	Linear	0.5 W at 85 °C
	Logarithmic	not applicable
Temperature Coefficient		See Standard Resistance Element Data
Limiting Element Voltage (Linear Law)		250 V
Contact Resistance Variation		3 % or 3 Ω
End Resistance (Typical)		1 Ω
Dielectric Strength (RMS)		1000 V
Insulation Resistance		10 ⁶ MΩ

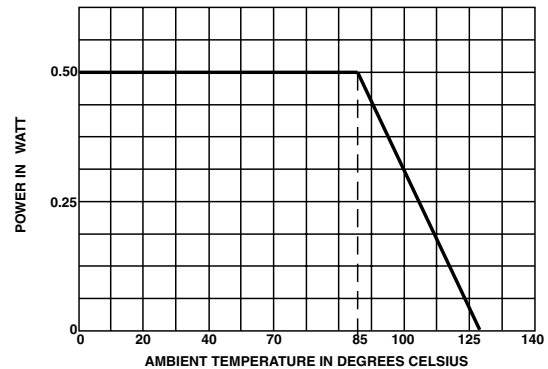
MECHANICAL SPECIFICATIONS

Mechanical Travel	300° ± 5°
Operating Torque (max. Ncm)	2
End Stop Torque (max. Ncm)	4
Unit Weight (max. g)	0.5

ENVIRONMENTAL SPECIFICATIONS

Temperature Range	- 55 °C to + 125 °C
Climatic Category	55/100/56
Sealing	IP64

POWER RATING CHART



PERFORMANCE			
TESTS	CONDITIONS	TYPICAL VALUES AND DRIFTS	
		$\frac{\Delta RT}{RT}$ (%)	$\frac{\Delta R_{1-2}}{R_{1-2}}$ (%)
Load Life	1000 hours at rated power 90/30' - ambient temperature 70 °C	± 3 % Contact resistance variation: < 3 % Rn	± 4 %
Climatic Sequence	Phase A dry heat 100 °C Phase B damp heat Phase C cold - 55 °C Phase D damp heat 5 cycles	± 2 %	± 3 %
Long Term Damp Heat	56 days	± 2 % Dielectric strength: 1000 V RMS Insulation resistance: > 10 ⁴ MΩ	± 3 %
Rapid Temperature Change	5 cycles - 55 °C at + 125 °C	± 1 %	$\frac{\Delta V_{1-2}}{V_{1-3}} \leq \pm 2 \%$
Shock	50 g 11 ms 3 successive shocks in 3 directions	± 0.5 %	± 1 %
Vibration	10 - 55 Hz 0.75 mm or 10 g during 6 hours	± 0.5 %	$\frac{\Delta V_{1-2}}{V_{1-3}} \leq \pm 1 \%$
Rotational Life	200 cycles	± 3 % Contact resistance variation: < 3 % Rn	



STANDARD RESISTANCE ELEMENT DATA				
STANDARD RESISTANCE VALUES	LINEAR LAW			TCR - 55 °C + 125 °C
	MAX. POWER AT 85 °C	MAX. WORKING VOLTAGE	MAX. WIPER CUR.	
Ω	W	V	mA	ppm/°C
10	0.5	2.2	224	0 + 200
22	↓	3.3	150	
47		4.8	103	
100		7.0	70	
220		10.5	47	
470		15.3	32	
1K		22.4	22	
2.2K		33.2	15	
4.7K		48.5	10	
10K		70.7	7	
22K		105	4.8	± 100
47K	153	3.2		
100K	0.5	224	2.2	
220K	0.28	250	1.1	
470K	0.13	250	1.53	
1M	0.06	250	0.25	
2.2M	0.028	250	0.11	

MARKING

- Printed:
- VISHAY trademark
 - series
 - YA or YB style
 - ohmic value (in Ω, kΩ, MΩ)
 - manufacturing date
 - marking of terminal: 3.

SEALING

T7 is sealed against dust (IP64).
 For board cleaning, Vishay recommends testing before usage. Water immersion is forbidden. Ultrasonic may cause component damage or failure.

PACKAGING
- In bulk (box of 200 pieces), code BO200
- On request in Tube, code TU50

ORDERING INFORMATION					
T7 SERIES	YA STYLE	470 kΩ OHMIC VALUE	± 20 % TOLERANCE	BO200 PACKAGING	e2 LEAD FINISH
	YA - YB			BO200 On request: TU50	e2: SnAg alloy

SAP PART NUMBERING GUIDELINES													
T	7	Y	A	4	7	4	M	B	4	0	□	□	□
MODEL		STYLE		OHMIC VALUE			TOL	PACKAGING CODE			SPECIAL (IF APPLICABLE)		
See the end of this data book for conversion tables													



Disclaimer

All product specifications and data are subject to change without notice.

Vishay Intertechnology, Inc., its affiliates, agents, and employees, and all persons acting on its or their behalf (collectively, "Vishay"), disclaim any and all liability for any errors, inaccuracies or incompleteness contained herein or in any other disclosure relating to any product.

Vishay disclaims any and all liability arising out of the use or application of any product described herein or of any information provided herein to the maximum extent permitted by law. The product specifications do not expand or otherwise modify Vishay's terms and conditions of purchase, including but not limited to the warranty expressed therein, which apply to these products.

No license, express or implied, by estoppel or otherwise, to any intellectual property rights is granted by this document or by any conduct of Vishay.

The products shown herein are not designed for use in medical, life-saving, or life-sustaining applications unless otherwise expressly indicated. Customers using or selling Vishay products not expressly indicated for use in such applications do so entirely at their own risk and agree to fully indemnify Vishay for any damages arising or resulting from such use or sale. Please contact authorized Vishay personnel to obtain written terms and conditions regarding products designed for such applications.

Product names and markings noted herein may be trademarks of their respective owners.